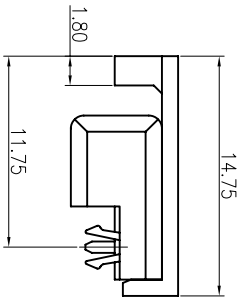
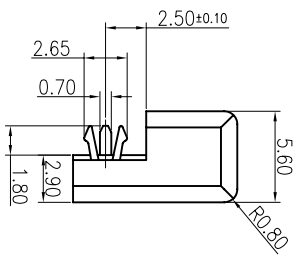
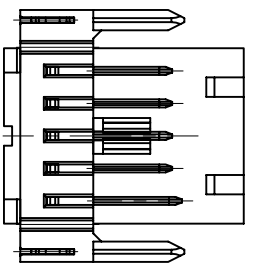


RECOMMENDED PCB LAYOUT
GENERAL TOLERANCE ±0.05
T = 1.20±0.05mm



WITH COVER



NOTES:

1. MATERIAL:
 - 1.1 HOUSING: THERMOPLASTIC, HIGH TEMP., UL94V-0; COLOR:BLACK.
 - 1.2 CONTACT: COPPER ALLOY
 - 1.3 FITTING NAIL : COPPER ALLOY
2. FINISH:
 - 2.1 CONTACT:
 - 1: 1u"(min) GOLD FLASH OVERALL
 - 50u" MIN NICKEL UNDERPLATING OVERALL
 - 2.2 FITTING NAIL:
 - 100u" MIN MATT TIN PLATING OVERALL,
 - 50u" MIN NICKEL UNDERPLATING OVERALL
3. REFLOW SOLDER CAPABLE TO 260°C
4. WAVE SOLDER CAPABLE TO 260°C
5. PER ACES SPEC.
6. PER ACES SPEC.
5. SPEC. PLS. REFER TO PS-50975-xxxxx
6. PACKAGE PLS. REFER TO 51976-xxxxx-TRP

7. PART NUMBER

P/N LEGEND

51976-005 X X -XXX



PACKING _____ PLATING 1:1u"(min)GOLD FLASH OVERALL
7:TAPE & REEL WITH COVER

一般公差		宏致電子股份有限公司	
TOLERANCES	X ±0.50 XX ±0.15	Aces Electronic Co.,Ltd.	
	X ±0.25 XXX ±0.10		
ANGLES	±2°		
檢驗尺寸標示		品名 (TITLE)	
SYMBOLS ① INDICATE		2.00mm Battery Conn.	
CLASSIFICATION DIMENSION		圖號 (DRAWING NO)	
Male DIP R/A Type H=2.9		51976-005XX-XXX	
② MARK IS CRITICAL DIM.		比例 (SCALE)	
③ MARK IS MAJOR DIM.		2:1	
表面處理 (FINISH)		單位 (UNITS)	
		mm	
		圖樣 (SHEET)	
		1 OF 1	
		SIZE	
		A4	
		REV	
		0	

製圖 (DR)	Brgve
日期 (DATE)	10/02/26
審核 (CHKD)	Sam
核准 (APPD)	Jason